

NAYY 1 x (10-800) mm² 0.6/1 kV

Al / PVC / PVC

(Aluminium Conductor, PVC Insulated, PVC Sheathed)

Standard Specification : IEC 60502-1

Construction Data

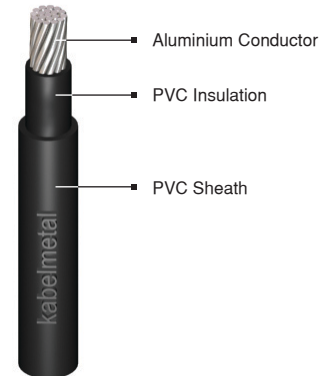
Nom. Cross Section Area	Overall Diameter	Cable Weight
	approx.	approx.
mm ²	mm	kg/km
10	9.1	103
16	10.3	135
25	11.9	186
35	13.1	231
50	15.0	306
70	17.1	391
95	19.2	498
120	21.0	583
150	23.5	725
185	26.0	886
240	29.0	1,142
300	32.0	1,388
400	35.5	1,706
500	40.5	2,219
630	44.5	2,709
800	48.5	3,272

Application :

Power cable : Indoors, cable trunking, outdoors and buried in the ground, for power stations, industry and switchgear as well as for urban supply networks, if mechanical damage is unlikely.

Special Features on Request :

- Oil Resistance
- UV Resistance
- Flame Retardant Cat. A, B, C
- Flame Retardant Non Category
- Heat Resistance
- Anti Termite
- Anti Rodent
- Low Smoke Zero Halogen
- Nylon Coated



Note :

Conductor Shape

10 - 16 sqmm supplied in non compacted circular stranded (rm) conductor shape

25 - 800 sqmm supplied in non compacted circular stranded (rm) or compacted circular stranded (cm) conductor shape

Standard Packing

10 - 800 sqmm supplied in wooden drum @ 1000 m

Length Tolerance per drum ± 2%

Electrical Data

Conductor			Inductance		Current - Carrying Capacity at 30° C *				Short circuit current at 1 sec
Nom. Cross Sect. (mm ²)	DC Resistance at 20°C	AC Resistance at 70°C	Trefoil formation	Flat formation	⊗⊗⊗		⊙⊙⊙		
	Max. (Ω/km)	Max. (Ω/km)	(mH/km)	(mH/km)	in air	in ground	in air	in ground	
					Max. (A)	Max. (A)	Max. (A)	Max. (A)	Max. (kA)
10	3.08	3.701	0.350	0.396	49	59	50	58	0.76
16	1.91	2.295	0.323	0.370	66	77	68	76	1.22
25	1.20	1.442	0.313	0.359	88	98	91	97	1.90
35	0.868	1.043	0.298	0.344	109	118	112	117	2.66
50	0.641	0.770	0.290	0.336	134	140	138	138	3.80
70	0.443	0.533	0.279	0.325	170	171	175	169	5.32
95	0.320	0.385	0.274	0.320	210	205	216	202	7.22
120	0.253	0.305	0.270	0.316	244	233	251	229	9.12
150	0.206	0.249	0.265	0.312	283	261	291	258	11.40
185	0.164	0.198	0.264	0.310	328	296	339	292	14.06
240	0.125	0.152	0.260	0.306	395	344	407	339	18.24
300	0.100	0.122	0.258	0.304	456	388	471	382	22.80
400	0.0778	0.096	0.252	0.298	548	447	565	440	27.20
500	0.0605	0.076	0.251	0.298	633	507	653	499	34.00
630	0.0469	0.061	0.246	0.293	738	576	762	566	42.84
800	0.0367	0.050	0.242	0.289	848	646	877	635	54.40

* Further information about rating factor for certain cable arrangement can be found on supplementary technical information

NAYY 2 x (10-300) mm² 0.6/1 kV AI / PVC / PVC

(Aluminium Conductor, PVC Insulated, PVC Sheathed)
Standard Specification : IEC 60502-1

Construction Data


Nom. Cross Section Area	Overall Diameter	Cable Weight
	approx.	approx.
mm ²	mm	kg/km
10	18.4	411
16	21.0	536
25	23.5	675
35	26.0	834
50	29.5	964
70	33.0	1,229
95	38.0	1,632
120	41.0	1,926
150	44.0	2,259
185	50.5	2,877
240	55.5	3,576
300	61.5	4,375

Application :

Power cable : Indoors, cable trunking, outdoors and buried in the ground, for power stations, industry and switchgear as well as for urban supply networks, if mechanical damage is unlikely.

Special Features on Request :

- Oil Resistance
- UV Resistance
- Flame Retardant Cat. A, B, C
- Flame Retardant Non Category
- Heat Resistance
- Anti Termite
- Anti Rodent
- Low Smoke Zero Halogen
- Nylon Coated



Note :

Conductor Shape

10 - 16 sqmm supplied in non compacted circular stranded (rm) conductor shape
25 - 300 sqmm supplied in compacted circular stranded (cm) conductor shape

Standard Packing

10 - 150 sqmm supplied in wooden drum @ 1000 m
185 - 300 sqmm will be supplied in wooden drum on available length
Length Tolerance per drum ± 2%

Electrical Data

Nom. Cross Sect. (mm ²)	Conductor		Inductance (mH/km)	Current - Carrying Capacity at 30°C *		Short circuit current at 1 sec (kA)
	DC Resistance at 20°C (Ω/km)	AC Resistance at 70°C (Ω/km)		in air (A)	in ground (A)	
10	3.08	3.701	0.269	54	61	0.76
16	1.91	2.295	0.253	73	81	1.22
25	1.20	1.442	0.257	94	103	1.90
35	0.868	1.043	0.247	116	125	2.66
50	0.641	0.770	0.247	141	148	3.80
70	0.443	0.533	0.238	178	183	5.32
95	0.320	0.385	0.238	218	219	7.22
120	0.253	0.305	0.233	253	250	9.12
150	0.206	0.248	0.235	285	279	11.40
185	0.164	0.198	0.233	331	317	14.06
240	0.125	0.152	0.232	390	366	18.24
300	0.100	0.122	0.231	447	413	22.80

* Further information about rating factor for certain cable arrangement can be found on supplementary technical information

NAYY 3 x (10-400) mm² 0.6/1 kV AI / PVC / PVC

(Aluminium Conductor, PVC Insulated, PVC Sheathed)
Standard Specification : IEC 60502-1

Construction Data

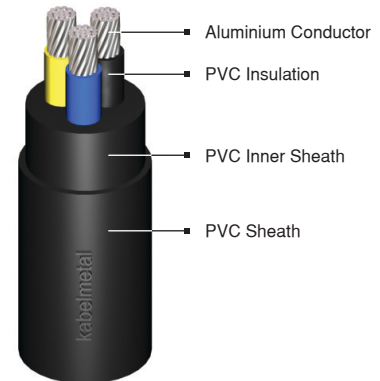
Nom. Cross Section Area	Overall Diameter	Cable Weight
	approx.	approx.
mm ²	mm	kg/km
10	19.4	459
16	22.5	601
25	24.5	767
35	27.5	952
50	30.0	986
70	34.0	1,301
95	38.5	1,682
120	41.5	1,973
150	46.0	2,399
185	50.5	2,936
240	57.0	3,741
300	62.5	4,534
400	69.0	5,644

Application :

Power cable : Indoors, cable trunking, outdoors and buried in the ground, for power stations, industry and switchgear as well as for urban supply networks, if mechanical damage is unlikely.

Special Features on Request :

- Oil Resistance
- UV Resistance
- Flame Retardant Cat. A, B, C
- Flame Retardant Non Category
- Heat Resistance
- Anti Termite
- Anti Rodent
- Low Smoke Zero Halogen
- Nylon Coated



Note :

Conductor Shape

10 - 16 sqmm supplied in non compacted circular stranded (rm) conductor shape

25 - 35 sqmm supplied in compacted circular stranded (cm) conductor shape

50 - 400 sqmm supplied in sector shaped stranded (sm) conductor

Standard Packing

10 - 150 sqmm supplied in wooden drum @ 1000 m

185 - 400 sqmm will be supplied in wooden drum on available length

Length Tolerance per drum ± 2%

Electrical Data

Nom. Cross Sect. (mm ²)	Conductor		Inductance (mH/km)	Current - Carrying Capacity at 30°C *		Short circuit current at 1 sec Max. (kA)
	DC Resistance at 20°C Max. (Ω/km)	AC Resistance at 70°C Max. (Ω/km)		in air Max. (A)	in ground Max. (A)	
10	3.08	3.701	0.269	46	52	0.76
16	1.91	2.295	0.253	62	69	1.22
25	1.20	1.442	0.257	81	88	1.90
35	0.868	1.043	0.247	100	106	2.66
50	0.641	0.770	0.247	126	131	3.80
70	0.443	0.533	0.238	158	160	5.32
95	0.320	0.385	0.238	194	192	7.22
120	0.253	0.305	0.233	225	219	9.12
150	0.206	0.248	0.235	257	245	11.40
185	0.164	0.198	0.233	297	278	14.06
240	0.125	0.152	0.232	352	322	18.24
300	0.100	0.122	0.231	405	364	22.80
400	0.0778	0.096	0.229	471	415	27.20

* Further information about rating factor for certain cable arrangement can be found on supplementary technical information

NAYY 4 x (10-400) mm² 0.6/1 kV AI / PVC / PVC

(Aluminium Conductor, PVC Insulated, PVC Sheathed)
Standard Specification : IEC 60502-1

Construction Data

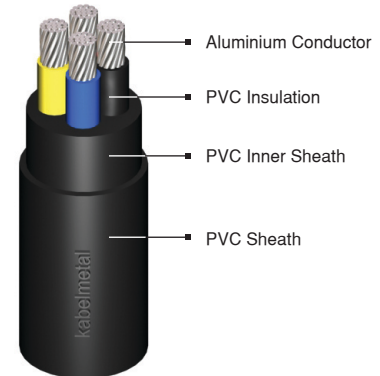
Nom. Cross Section Area	Overall Diameter	Cable Weight
	approx.	approx.
mm ²	mm	kg/km
10	21.5	541
16	24.5	715
25	27.0	920
35	30.0	1,147
50	35.5	1,306
70	39.0	1,659
95	44.5	2,163
120	48.5	2,599
150	54.5	3,164
185	59.0	3,867
240	66.0	4,854
300	72.5	5,884
400	82.5	7,473

Application :

Power cable : Indoors, cable trunking, outdoors and buried in the ground, for power stations, industry and switchgear as well as for urban supply networks, if mechanical damage is unlikely.

Special Features on Request :

- Oil Resistance
- UV Resistance
- Flame Retardant Cat. A, B, C
- Flame Retardant Non Category
- Heat Resistance
- Anti Termite
- Anti Rodent
- Low Smoke Zero Halogen
- Nylon Coated



Note :

Conductor Shape

10 - 16 sqmm supplied in non compacted circular stranded (rm) conductor shape
25 - 35 sqmm supplied in compacted circular stranded (cm) conductor shape
50 - 400 sqmm supplied in sector shaped stranded (sm) conductor

Standard Packing

10 - 120 sqmm supplied in wooden drum @ 1000 m
150 - 400 sqmm will be supplied in wooden drum on available length
Length Tolerance per drum ± 2%

Electrical Data

Nom. Cross Sect. (mm ²)	Conductor		Inductance (mH/km)	Current - Carrying Capacity at 30°C *		Short circuit current at 1 sec (kA)
	DC Resistance at 20°C (Ω/km)	AC Resistance at 70°C (Ω/km)		in air (A)	in ground (A)	
10	3.08	3.701	0.269	53	59	0.76
16	1.91	2.295	0.253	71	77	1.22
25	1.20	1.442	0.257	93	99	1.90
35	0.868	1.043	0.247	115	119	2.66
50	0.641	0.770	0.247	134	135	3.80
70	0.443	0.533	0.238	167	165	5.32
95	0.320	0.385	0.238	207	198	7.22
120	0.253	0.305	0.233	240	225	9.12
150	0.206	0.248	0.235	277	254	11.40
185	0.164	0.198	0.233	316	286	14.06
240	0.125	0.152	0.232	377	332	18.24
300	0.100	0.122	0.231	433	376	22.80
400	0.0778	0.096	0.229	510	432	27.20

* Further information about rating factor for certain cable arrangement can be found on supplementary technical information

NAYY 5 x (10-50) mm² 0.6/1 kV

AI / PVC / PVC

(Aluminium Conductor, PVC Insulated, PVC Sheathed)

Standard Specification : IEC 60502-1

Construction Data

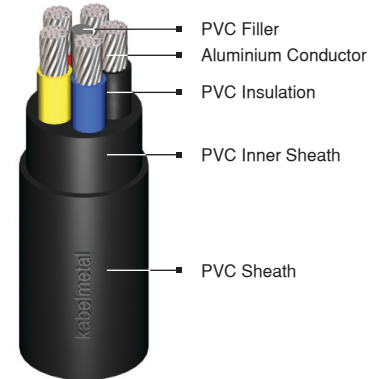
Nom. Cross Section Area	Overall Diameter	Cable Weight
	approx.	approx.
mm ²	mm	kg/km
10	23.0	636
16	26.5	847
25	29.5	1,098
35	33.0	1,389
50	38.0	1,731

Application :

Power cable : Indoors, cable trunking, outdoors and buried in the ground, for power stations, industry and switchgear as well as for urban supply networks, if mechanical damage is unlikely.

Special Features on Request :

- Oil Resistance
- UV Resistance
- Flame Retardant Cat. A, B, C
- Flame Retardant Non Category
- Heat Resistance
- Anti Termite
- Anti Rodent
- Low Smoke Zero Halogen
- Nylon Coated



Note :

Conductor Shape

10 - 16 sqmm supplied in non compacted circular stranded (rm) conductor shape

25 - 50 sqmm supplied in compacted circular stranded (cm) conductor shape

Standard Packing

10 - 50 sqmm supplied in wooden drum @ 1000 m

Length Tolerance per drum ± 2%

Electrical Data

Nom. Cross Sect. (mm ²)	Conductor		Inductance (mH/km)	Current - Carrying Capacity at 30°C *		Short circuit current at 1 sec Max. (kA)
	DC Resistance at 20°C Max. (Ω/km)	AC Resistance at 70°C Max. (Ω/km)		in air	in ground	
				Max. (A)	Max. (A)	
10	3.08	3.701	0.269	54	60	0.76
16	1.91	2.295	0.253	73	78	1.22
25	1.20	1.442	0.257	97	101	1.90
35	0.868	1.043	0.247	120	121	2.66
50	0.641	0.771	0.247	147	144	3.80

* Further information about rating factor for certain cable arrangement can be found on supplementary technical information