

NYCY 1 x (1.5-800) mm² 0.6/1 kV

Cu / PVC / CWS / PVC

(Copper Conductor, PVC Insulated, Copper Wire Screen, PVC Sheathed)

Standard Specification : IEC 60502-1

Construction Data


Nom. Cross Section Area	Overall Diameter	Cable Weight
	approx.	approx.
mm ²	mm	kg/km
1.5 / 1.5	9.9	121
2.5 / 2.5	10.4	143
4 / 4	11.4	188
6 / 6	11.9	233
10 / 10	12.9	324
16 / 16	14.4	456
25 / 16	16.1	582
35 / 16	17.2	687
50 / 25	19.7	943
70 / 35	22.0	1,259
95 / 50	24.5	1,678
120 / 70	27.0	2,122
150 / 70	28.5	2,410
185 / 95	31.5	3,049
240 / 120	35.0	3,898
300 / 150	38.0	4,778
400 / 185	43.0	6,031
500 / 240	47.5	7,689
630 / 300	52.5	9,778
800 / 400	58.5	12,427

Application :

For installation in the ground, indoors, cable trunking and outdoors if subsequent mechanical damage is likely. For urban networks, household feeders and street lighting.

Special Features on Request :

- Fire Resistance
- Oil Resistance
- UV Resistance
- Flame Retardant Cat. A, B, C
- Flame Retardant Non Category
- Heat Resistance
- Anti Termite
- Anti Rodent
- Low Smoke Zero Halogen



Conductor Shape

1.5 - 10 sqmm supplied in solid (re) or non compacted circular stranded (rm) conductor shape

16 sqmm supplied in non compacted circular stranded (rm) conductor shape

25 - 800 sqmm supplied in non compacted circular stranded (rm) or compacted circular stranded (cm) conductor shape

Standard Packing

1.5 - 240 sqmm supplied in wooden drum @ 1000 m

300 - 800 sqmm supplied in wooden drum on available length

Length Tolerance per drum ± 2%

Electrical Data

Nom. Cross Sect. (mm ²)	Conductor		Inductance		Current - Carrying Capacity at 30° C *				Short circuit current at 1 sec Max. (kA)
	DC Resistance at 20°C Max. (Ω/km)	AC Resistance at 70°C Max. (Ω/km)	Trefoil formation (mH/km)	Flat formation (mH/km)	⊗⊗⊗		⊙⊙⊙		
					in air Max. (A)	in ground Max. (A)	in air Max. (A)	in ground Max. (A)	
1.5 / 1.5	12.1	14.478	0.555	0.601	24	27	24	28	0.17
2.5 / 2.5	7.41	8.866	0.514	0.561	31	35	32	36	0.29
4 / 4	4.61	5.516	0.485	0.531	41	46	42	47	0.46
6 / 6	3.08	3.685	0.457	0.503	52	57	53	59	0.69
10 / 10	1.83	2.190	0.420	0.466	70	76	72	78	1.15
16 / 16	1.15	1.376	0.399	0.445	94	99	96	101	1.84
25 / 16	0.727	0.870	0.373	0.419	124	127	127	130	2.88
35 / 16	0.524	0.627	0.355	0.401	151	152	155	156	4.03
50 / 25	0.387	0.463	0.345	0.391	185	181	190	185	5.75
70 / 35	0.268	0.321	0.329	0.375	232	221	237	226	8.05
95 / 50	0.193	0.232	0.322	0.368	284	263	290	267	10.93
120 / 70	0.153	0.184	0.316	0.363	329	297	334	300	13.80
150 / 70	0.124	0.150	0.310	0.357	373	331	378	333	17.25
185 / 95	0.0991	0.120	0.305	0.351	426	368	429	368	21.28
240 / 120	0.0754	0.092	0.298	0.344	495	416	495	412	27.60
300 / 150	0.0601	0.075	0.294	0.340	555	455	550	447	34.50
400 / 185	0.0470	0.060	0.293	0.339	624	497	615	485	41.20
500 / 240	0.0366	0.048	0.289	0.335	694	537	684	523	51.50
630 / 300	0.0283	0.039	0.281	0.328	771	578	761	565	64.89
800 / 400	0.0221	0.033	0.281	0.327	853	621	851	613	82.40

* Further information about rating factor for certain cable arrangement can be found on supplementary technical information

NYCY 2 x (1.5-300) mm² 0.6/1 kV

Cu / PVC / CWS / PVC

(Copper Conductor, PVC Insulated, Copper Wire Screen, PVC Sheathed)

Standard Specification : IEC 60502-1

Construction Data

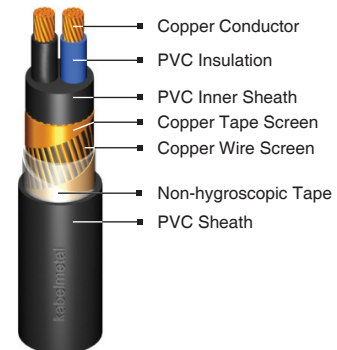
Nom. Cross Section Area	Overall Diameter	Cable Weight
	approx.	approx.
mm ²	mm	kg/km
1.5 / 1.5	13.4	214
2.5 / 2.5	14.3	258
4 / 4	16.3	351
6 / 6	17.4	436
10 / 10	19.4	607
16 / 16	22.0	837
25 / 16	25.0	1,115
35 / 16	27.5	1,379
50 / 25	31.0	1,754
70 / 35	34.5	2,368
95 / 50	39.5	3,224
120 / 70	43.5	4,005
150 / 70	47.5	4,745
185 / 95	52.5	5,974
240 / 120	59.5	7,666
300 / 150	65.5	9,478

Application :

For installation in the ground, indoors, cable trunking and outdoors if subsequent mechanical damage is likely. For urban networks, household feeders and street lighting.

Special Features on Request :

- Fire Resistance
- Oil Resistance
- UV Resistance
- Flame Retardant Cat. A, B, C
- Flame Retardant Non Category
- Heat Resistance
- Anti Termite
- Anti Rodent
- Low Smoke Zero Halogen



Conductor Shape

1.5 - 10 sqmm supplied in solid (re) or non compacted circular stranded (rm) conductor shape

16 sqmm supplied in non compacted circular stranded (rm) conductor shape

25 - 300 sqmm supplied in compacted circular stranded (cm) conductor shape

Standard Packing

1.5 - 95 sqmm supplied in wooden drum @ 1000 m

120 - 300 sqmm will be supplied in wooden drum on available length

Length Tolerance per drum ± 2%

Electrical Data

Nom. Cross Sect. (mm ²)	Conductor		Inductance (mH/km)	Current - Carrying Capacity at 30°C *		Short circuit current at 1 sec (kA)
	DC Resistance at 20°C (Ω/km)	AC Resistance at 70°C (Ω/km)		in air (A)	in ground (A)	
1.5 / 1.5	12.1	14.478	0.328	24	28	0.17
2.5 / 2.5	7.41	8.866	0.304	31	37	0.29
4 / 4	4.61	5.516	0.303	42	48	0.46
6 / 6	3.08	3.685	0.288	53	60	0.69
10 / 10	1.83	2.190	0.269	72	81	1.15
16 / 16	1.15	1.376	0.255	96	106	1.84
25 / 16	0.727	0.870	0.255	126	136	2.88
35 / 16	0.524	0.627	0.246	154	164	4.03
50 / 25	0.387	0.464	0.247	187	194	5.75
70 / 35	0.268	0.321	0.238	234	239	8.05
95 / 50	0.193	0.232	0.238	285	284	10.93
120 / 70	0.153	0.184	0.233	332	324	13.80
150 / 70	0.124	0.150	0.233	377	362	17.25
185 / 95	0.0991	0.121	0.233	429	405	21.28
240 / 120	0.0754	0.093	0.232	503	466	27.60
300 / 150	0.0601	0.075	0.231	568	517	34.50

* Further information about rating factor for certain cable arrangement can be found on supplementary technical information

NYCY 3 x (1.5-300) mm² 0.6/1 kV

Cu / PVC / CWS / PVC

(Copper Conductor, PVC Insulated, Copper Wire Screen, PVC Sheathed)

Standard Specification : IEC 60502-1

Construction Data


Nom. Cross Section Area	Overall Diameter	Cable Weight
	approx.	approx.
mm ²	mm	kg/km
1.5 / 1.5	13.9	242
2.5 / 2.5	14.9	298
4 / 4	17.0	405
6 / 6	18.2	509
10 / 10	20.5	719
16 / 16	23.0	1,001
25 / 16	26.5	1,365
35 / 16	29.0	1,716
50 / 25	32.5	2,089
70 / 35	35.5	2,856
95 / 50	40.5	3,865
120 / 70	44.0	4,787
150 / 70	48.5	5,742
185 / 95	53.5	7,177
240 / 120	60.0	9,295
300 / 150	66.0	11,468

Application :

For installation in the ground, indoors, cable trunking and outdoors if subsequent mechanical damage is likely. For urban networks, household feeders and street lighting.

Special Features on Request :

- Fire Resistance
- Oil Resistance
- UV Resistance
- Flame Retardant Cat. A, B, C
- Flame Retardant Non Category
- Heat Resistance
- Anti Termite
- Anti Rodent
- Low Smoke Zero Halogen



Conductor Shape

1.5 - 10 sqmm supplied in solid (re) or non compacted circular stranded (rm) conductor shape

16 sqmm supplied in non compacted circular stranded (rm) conductor shape

25 - 35 sqmm supplied in compacted circular stranded (cm) conductor shape

50 - 300 sqmm supplied in sector shaped stranded (sm) conductor

Standard Packing

1.5 - 95 sqmm supplied in wooden drum @ 1000 m

120 - 300 sqmm will be supplied in wooden drum on available length

Length Tolerance per drum ± 2%

Electrical Data

Nom. Cross Sect.	Conductor		Inductance	Current - Carrying Capacity at 30°C *		Short circuit current at 1 sec
	DC Resistance at 20°C	AC Resistance at 70°C		in air	in ground	
	Max. (Ω/km)	Max. (Ω/km)		Max. (A)	Max. (A)	
(mm ²)			(mH/km)			Max. (kA)
1.5 / 1.5	12.1	14.478	0.328	20	24	0.17
2.5 / 2.5	7.41	8.866	0.304	27	31	0.29
4 / 4	4.61	5.516	0.303	35	41	0.46
6 / 6	3.08	3.685	0.288	45	51	0.69
10 / 10	1.83	2.190	0.269	61	69	1.15
16 / 16	1.15	1.376	0.255	82	90	1.84
25 / 16	0.727	0.870	0.255	108	115	2.88
35 / 16	0.524	0.627	0.246	132	139	4.03
50 / 25	0.387	0.464	0.247	167	171	5.75
70 / 35	0.268	0.321	0.238	208	208	8.05
95 / 50	0.193	0.232	0.238	255	250	10.93
120 / 70	0.153	0.184	0.233	296	284	13.80
150 / 70	0.124	0.150	0.233	337	317	17.25
185 / 95	0.0991	0.121	0.233	386	356	21.28
240 / 120	0.0754	0.093	0.232	454	409	27.60
300 / 150	0.0601	0.075	0.231	516	456	34.50

* Further information about rating factor for certain cable arrangement can be found on supplementary technical information

NYCY 4 x (1.5-300) mm² 0.6/1 kV

Cu / PVC / CWS / PVC

(Copper Conductor, PVC Insulated, Copper Wire Screen, PVC Sheathed)

Standard Specification : IEC 60502-1

Construction Data


Nom. Cross Section Area	Overall Diameter	Cable Weight
	approx.	approx.
mm ²	mm	kg/km
1.5 / 1.5	14.8	275
2.5 / 2.5	15.9	344
4 / 4	18.3	474
6 / 6	19.6	600
10 / 10	22.0	863
16 / 16	25.0	1,207
25 / 16	29.0	1,674
35 / 16	31.0	2,120
50 / 25	37.0	2,686
70 / 35	40.5	3,628
95 / 50	46.5	4,923
120 / 70	51.0	6,128
150 / 70	57.5	7,406
185 / 95	62.0	9,227
240 / 120	69.5	11,890
300 / 150	76.0	14,669

Application :

For installation in the ground, indoors, cable trunking and outdoors if subsequent mechanical damage is likely. For urban networks, household feeders and street lighting.

Special Features on Request :

- Fire Resistance
- Oil Resistance
- UV Resistance
- Flame Retardant Cat. A, B, C
- Flame Retardant Non Category
- Heat Resistance
- Anti Termite
- Anti Rodent
- Low Smoke Zero Halogen



Conductor Shape

1.5 - 10 sqmm supplied in solid (re) or non compacted circular stranded (rm) conductor shape

16 sqmm supplied in non compacted circular stranded (rm) conductor shape

25 - 35 sqmm supplied in compacted circular stranded (cm) conductor shape

50 - 300 sqmm supplied in sector shaped stranded (sm) conductor

Standard Packing

1.5 - 70 sqmm supplied in wooden drum @ 1000 m

95 - 300 sqmm will be supplied in wooden drum on available length

Length Tolerance per drum ± 2%

Electrical Data

Nom. Cross Sect. (mm ²)	Conductor		Inductance (mH/km)	Current - Carrying Capacity at 30°C *		Short circuit current at 1 sec (kA)
	DC Resistance at 20°C (Ω/km)	AC Resistance at 70°C (Ω/km)		Capacity		
				in air (A)	in ground (A)	
1.5 / 1.5	12.1	14.478	0.328	23	28	0.17
2.5 / 2.5	7.41	8.866	0.304	30	36	0.29
4 / 4	4.61	5.516	0.303	41	47	0.46
6 / 6	3.08	3.685	0.288	52	59	0.69
10 / 10	1.83	2.190	0.269	70	78	1.15
16 / 16	1.15	1.376	0.255	93	101	1.84
25 / 16	0.727	0.870	0.255	125	130	2.88
35 / 16	0.524	0.627	0.246	152	156	4.03
50 / 25	0.387	0.464	0.247	176	175	5.75
70 / 35	0.268	0.321	0.238	220	214	8.05
95 / 50	0.193	0.232	0.238	272	257	10.93
120 / 70	0.153	0.184	0.233	315	292	13.80
150 / 70	0.124	0.150	0.233	363	328	17.25
185 / 95	0.0991	0.121	0.233	410	366	21.28
240 / 120	0.0754	0.093	0.232	484	421	27.60
300 / 150	0.0601	0.075	0.231	550	469	34.50

* Further information about rating factor for certain cable arrangement can be found on supplementary technical information

NYCY 5 x (1.5-50) mm² 0.6/1 kV

Cu / PVC / CWS / PVC

(Copper Conductor, PVC Insulated, Copper Wire Screen, PVC Sheathed)
Standard Specification : IEC 60502-1

Construction Data

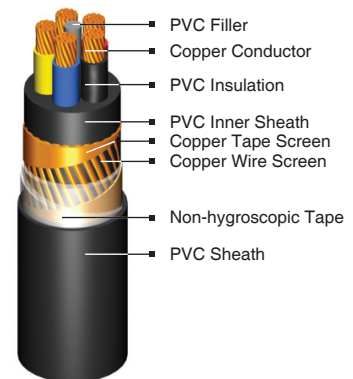
Nom. Cross Section Area	Overall Diameter	Cable Weight
	approx.	approx.
mm ²	mm	kg/km
1.5 / 1.5	15.7	323
2.5 / 2.5	17.0	401
4 / 4	19.6	560
6 / 6	21.5	712
10 / 10	24.0	1,020
16 / 16	27.0	1,431
25 / 16	31.5	2,007
35 / 16	34.0	2,576
50 / 25	39.5	3,380

Application :

For installation in the ground, indoors, cable trunking and outdoors if subsequent mechanical damage is likely. For urban networks, household feeders and street lighting.

Special Features on Request :

- Fire Resistance
- Oil Resistance
- UV Resistance
- Flame Retardant Cat. A, B, C
- Flame Retardant Non Category
- Heat Resistance
- Anti Termite
- Anti Rodent
- Low Smoke Zero Halogen



Conductor Shape

1.5 - 10 sqmm supplied in solid (re) or non compacted circular stranded (rm) conductor shape

16 sqmm supplied in non compacted circular stranded (rm) conductor shape

25 - 50 sqmm supplied in compacted circular stranded (cm) conductor shape

Standard Packing

1.5 - 50 sqmm supplied in wooden drum @ 1000 m

Length Tolerance per drum ± 2%

Electrical Data

Nom. Cross Sect. (mm ²)	Conductor		Inductance (mH/km)	Current - Carrying Capacity at 30°C *		Short circuit current at 1 sec (kA)
	DC Resistance at 20°C	AC Resistance at 70°C		Capacity		
				in air	in ground	
Max. (Ω/km)	Max. (Ω/km)	Max. (A)	Max. (A)	Max. (kA)		
1.5 / 1.5	12.1	14.478	0.328	24	28	0.17
2.5 / 2.5	7.41	8.866	0.304	31	37	0.29
4 / 4	4.61	5.516	0.303	42	48	0.46
6 / 6	3.08	3.685	0.288	53	60	0.69
10 / 10	1.83	2.190	0.269	73	79	1.15
16 / 16	1.15	1.376	0.255	97	103	1.84
25 / 16	0.727	0.870	0.255	129	132	2.88
35 / 16	0.524	0.627	0.246	158	158	4.03
50 / 25	0.387	0.464	0.247	192	186	5.75

* Further information about rating factor for certain cable arrangement can be found on supplementary technical information