

NYSY 1 x (1.5-800) mm² 0.6/1 kV Cu / PVC / CTS / PVC

(Copper Conductor, PVC Insulated, Copper Tape Screen, PVC Sheathed)
Standard Specification : IEC 60502-1

Construction Data

Nom. Cross Section Area	Overall Diameter	Cable Weight
	approx.	approx.
mm ²	mm	kg/km
1.5	8.8	110
2.5	9.3	128
4	10.2	162
6	10.8	191
10	11.7	247
16	12.7	318
25	14.6	449
35	15.7	558
50	17.6	730
70	19.4	951
95	22.0	1,232
120	23.5	1,481
150	25.5	1,774
185	27.5	2,197
240	31.0	2,821
300	34.0	3,422
400	38.0	4,348
500	42.0	5,504
630	46.5	7,035
800	51.0	8,770

Application :

For power plants and switchgear as well as for installation of sub-station; for installation indoors in confined spaces and cable channels because of small bending radius. As buried cable, because of its light weight preferred in where installation is difficult.

Special Features on Request

- Fire Resistance
- Oil Resistance
- UV Resistance
- Flame Retardant Cat. A, B, C
- Flame Retardant Non Category
- Heat Resistance
- Anti Termite
- Anti Rodent
- Low Smoke Zero Halogen
- Nylon Coated



Note :

Conductor Shape

1.5 - 10 sqmm supplied in solid (re) or non compacted circular stranded (rm) conductor shape

16 sqmm supplied in non compacted circular stranded (rm) conductor shape

25 - 800 sqmm supplied in non compacted circular stranded (rm) or compacted circular stranded (cm) conductor shape

Standard Packing

1.5 - 300 sqmm supplied in wooden drum @ 1000 m

400 - 800 sqmm will be supplied in wooden drum on available length

Length Tolerance per drum ± 2%

Electrical Data

Nom. Cross Sect. (mm ²)	Conductor		Inductance		Current - Carrying Capacity at 30° C *				Short circuit current of conductor at 1 sec (kA)
	DC Resistance at 20°C (Ω/km)	AC Resistance at 70°C (Ω/km)	Trefoil formation (mH/km)	Flat formation (mH/km)	⊗⊗⊗		⊙⊙⊙		
					in air (A)	in ground (A)	in air (A)	in ground (A)	
1.5	12.1	14.478	0.531	0.577	23	26	23	27	0.17
2.5	7.41	8.866	0.491	0.537	30	35	31	36	0.29
4	4.61	5.516	0.464	0.510	40	45	40	47	0.46
6	3.08	3.685	0.436	0.483	50	56	51	58	0.69
10	1.83	2.190	0.401	0.447	68	75	70	77	1.15
16	1.15	1.376	0.374	0.420	89	97	92	100	1.84
25	0.727	0.870	0.352	0.399	119	125	122	129	2.88
35	0.524	0.627	0.336	0.382	146	150	150	155	4.03
50	0.387	0.463	0.323	0.369	178	179	183	184	5.75
70	0.268	0.321	0.307	0.353	224	219	230	225	8.05
95	0.193	0.232	0.298	0.345	276	262	284	269	10.93
120	0.153	0.184	0.289	0.335	320	299	329	306	13.80
150	0.124	0.150	0.285	0.331	366	335	376	343	17.25
185	0.0991	0.120	0.280	0.326	424	379	436	388	21.28
240	0.0754	0.093	0.273	0.319	505	439	518	448	27.60
300	0.0601	0.075	0.270	0.316	581	493	596	503	34.50
400	0.0470	0.060	0.268	0.314	672	557	689	567	41.20
500	0.0366	0.049	0.263	0.310	776	626	793	636	51.50
630	0.0283	0.040	0.257	0.303	891	699	909	709	64.89
800	0.0221	0.034	0.253	0.299	1003	768	1020	776	82.40

* Further information about rating factor for certain cable arrangement can be found on supplementary technical information

NYSY 2 x (1.5-300) mm² 0.6/1 kV

Cu / PVC / CTS / PVC

(Copper Conductor, PVC Insulated, Copper Tape Screen, PVC Sheathed)
Standard Specification : IEC 60502-1

Construction Data

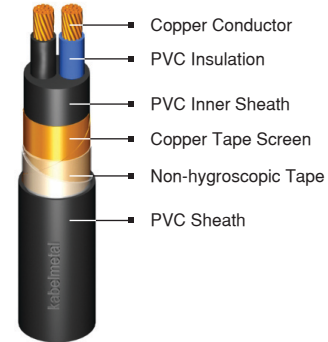
Nom. Cross Section Area	Overall Diameter	Cable Weight
	approx.	approx.
mm ²	mm	kg/km
1.5	12.2	206
2.5	13.2	249
4	15.1	336
6	16.3	405
10	18.2	543
16	20.5	716
25	23.5	1,001
35	26.0	1,270
50	29.0	1,565
70	33.0	2,099
95	37.5	2,821
120	40.5	3,409
150	45.0	4,176
185	50.0	5,169
240	56.0	6,627
300	62.0	8,203

Application :

For power plants and switchgear as well as for installation of sub-station; for installation indoors in confined spaces and cable channels because of small bending radius. As buried cable, because of its light weight preferred in where installation is difficult.

Special Features on Request :

- Fire Resistance
- Oil Resistance
- UV Resistance
- Flame Retardant Cat. A, B, C
- Flame Retardant Non Category
- Heat Resistance
- Anti Termite
- Anti Rodent
- Low Smoke Zero Halogen
- Nylon Coated



Note :

Conductor Shape

1.5 - 10 sqmm supplied in solid (re) or non compacted circular stranded (rm) conductor shape

16 sqmm supplied in non compacted circular stranded (rm) conductor shape

25 - 300 sqmm supplied in compacted circular stranded (cm) conductor shape

Standard Packing

1.5 - 120 sqmm supplied in wooden drum @ 1000 m

150 - 300 sqmm will be supplied in wooden drum on available length

Length Tolerance per drum ± 2%

Electrical Data

Nom. Cross Sect. (mm ²)	Conductor		Inductance (mH/km)	Current - Carrying Capacity at 30°C *		Short circuit current of conductor at 1 sec (kA)
	DC Resistance at 20°C (Ω/km)	AC Resistance at 70°C (Ω/km)		in air (A)	in ground (A)	
1.5	12.1	14.478	0.328	23	28	0.17
2.5	7.41	8.866	0.304	31	37	0.29
4	4.61	5.516	0.303	41	48	0.46
6	3.08	3.685	0.288	52	60	0.69
10	1.83	2.190	0.269	71	81	1.15
16	1.15	1.376	0.255	94	105	1.84
25	0.727	0.870	0.255	123	135	2.88
35	0.524	0.627	0.246	152	163	4.03
50	0.387	0.464	0.247	183	193	5.75
70	0.268	0.321	0.238	231	238	8.05
95	0.193	0.232	0.238	282	283	10.93
120	0.153	0.184	0.233	327	323	13.80
150	0.124	0.150	0.233	373	362	17.25
185	0.0991	0.121	0.233	426	407	21.28
240	0.0754	0.093	0.232	502	470	27.60
300	0.0601	0.075	0.231	572	527	34.50

* Further information about rating factor for certain cable arrangement can be found on supplementary technical information

NYSY 3 x (1.5-300) mm² 0.6/1 kV Cu / PVC / CTS / PVC

(Copper Conductor, PVC Insulated, Copper Tape Screen, PVC Sheathed)
Standard Specification : IEC 60502-1

Construction Data

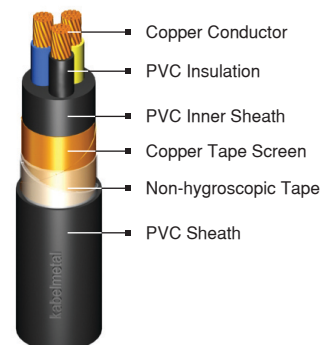
Nom. Cross Section Area	Overall Diameter	Cable Weight
	approx.	approx.
mm ²	mm	kg/km
1.5	12.8	232
2.5	13.8	285
4	15.9	392
6	17.1	480
10	19.2	657
16	21.5	883
25	25.0	1,254
35	27.5	1,610
50	30.0	1,900
70	34.0	2,587
95	38.5	3,462
120	41.0	4,189
150	46.0	5,173
185	50.5	6,371
240	57.0	8,256
300	62.0	10,161

Application :

For power plants and switchgear as well as for installation of sub-station; for installation indoors in confined spaces and cable channels because of small bending radius. As buried cable, because of its light weight preferred in where installation is difficult.

Special Features on Request

- Fire Resistance
- Oil Resistance
- UV Resistance
- Flame Retardant Cat. A, B, C
- Flame Retardant Non Category
- Heat Resistance
- Anti Termite
- Anti Rodent
- Low Smoke Zero Halogen
- Nylon Coated



Note :

Conductor Shape

1.5 - 10 sqmm supplied in solid (re) or non compacted circular stranded (rm) conductor shape

16 sqmm supplied in non compacted circular stranded (rm) conductor shape

25 - 35 sqmm supplied in compacted circular stranded (cm) conductor shape

50 - 300 sqmm supplied in sector shaped stranded (sm) conductor

Standard Packing

1.5 - 95 sqmm supplied in wooden drum @ 1000 m

120 - 300 sqmm will be supplied in wooden drum on available length

Length Tolerance per drum ± 2%

Electrical Data

Nom. Cross Sect.	Conductor		Inductance	Current - Carrying Capacity at 30°C *		Short circuit current of conductor at 1 sec
	DC Resistance at 20°C	AC Resistance at 70°C		in air	in ground	
1.5	12.1	14.478	0.328	20	24	0.17
2.5	7.41	8.866	0.304	26	31	0.29
4	4.61	5.516	0.303	35	41	0.46
6	3.08	3.685	0.288	44	51	0.69
10	1.83	2.190	0.269	60	68	1.15
16	1.15	1.376	0.255	80	89	1.84
25	0.727	0.870	0.255	106	114	2.88
35	0.524	0.627	0.246	130	138	4.03
50	0.387	0.464	0.247	163	169	5.75
70	0.268	0.321	0.238	204	207	8.05
95	0.193	0.232	0.238	251	248	10.93
120	0.153	0.184	0.233	291	283	13.80
150	0.124	0.150	0.233	332	316	17.25
185	0.0991	0.121	0.233	383	357	21.28
240	0.0754	0.093	0.232	452	413	27.60
300	0.0601	0.075	0.231	518	464	34.50

* Further information about rating factor for certain cable arrangement can be found on supplementary technical information

NYSY 4 x (1.5-300) mm² 0.6/1 kV

Cu / PVC / CTS / PVC

(Copper Conductor, PVC Insulated, Copper Tape Screen, PVC Sheathed)

Standard Specification : IEC 60502-1

Construction Data

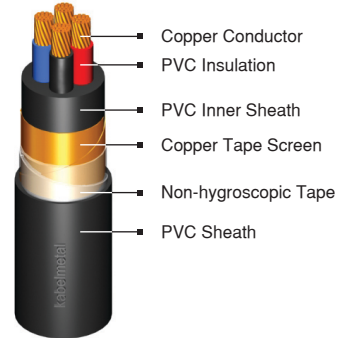
Nom. Cross Section Area	Overall Diameter	Cable Weight
	approx.	approx.
mm ²	mm	kg/km
1.5	13.6	267
2.5	14.7	333
4	17.1	463
6	18.5	573
10	21.0	805
16	23.5	1,093
25	27.0	1,568
35	30.0	2,026
50	35.5	2,514
70	39.0	3,369
95	44.5	4,532
120	48.5	5,565
150	54.5	6,832
185	59.0	8,435
240	66.0	10,866
300	72.5	13,378

Application :

For power plants and switchgear as well as for installation of sub-station; for installation indoors in confined spaces and cable channels because of small bending radius. As buried cable, because of its light weight preferred in where installation is difficult.

Special Features on Request :

- Fire Resistance
- Oil Resistance
- UV Resistance
- Flame Retardant Cat. A, B, C
- Flame Retardant Non Category
- Heat Resistance
- Anti Termite
- Anti Rodent
- Low Smoke Zero Halogen
- Nylon Coated



Note :

Conductor Shape

1.5 - 10 sqmm supplied in solid (re) or non compacted circular stranded (rm) conductor shape

16 sqmm supplied in non compacted circular stranded (rm) conductor shape

25 - 35 sqmm supplied in compacted circular stranded (cm) conductor shape

50 - 300 sqmm supplied in sector shaped stranded (sm) conductor

Standard Packing

1.5 - 70 sqmm supplied in wooden drum @ 1000 m

95 - 300 sqmm will be supplied in wooden drum on available length

Length Tolerance per drum ± 2%

Electrical Data

Nom. Cross Sect. (mm ²)	Conductor		Inductance (mH/km)	Current - Carrying Capacity at 30°C *		Short circuit current of conductor at 1 sec (kA)
	DC Resistance at 20°C (Ω/km)	AC Resistance at 70°C (Ω/km)		in air (A)	in ground (A)	
1.5	12.1	14.478	0.328	22	27	0.17
2.5	7.41	8.866	0.304	29	36	0.29
4	4.61	5.516	0.303	40	47	0.46
6	3.08	3.685	0.288	50	58	0.69
10	1.83	2.190	0.269	69	78	1.15
16	1.15	1.376	0.255	91	100	1.84
25	0.727	0.870	0.255	122	130	2.88
35	0.524	0.627	0.246	150	155	4.03
50	0.387	0.464	0.247	174	174	5.75
70	0.268	0.321	0.238	217	213	8.05
95	0.193	0.232	0.238	268	256	10.93
120	0.153	0.184	0.233	310	290	13.80
150	0.124	0.150	0.233	359	328	17.25
185	0.0991	0.121	0.233	407	367	21.28
240	0.0754	0.093	0.232	483	426	27.60
300	0.0601	0.075	0.231	554	479	34.50

* Further information about rating factor for certain cable arrangement can be found on supplementary technical information

NYSY 5 x (1.5-50) mm² 0.6/1 kV Cu / PVC / CTS / PVC

(Copper Conductor, PVC Insulated, Copper Tape Screen, PVC Sheathed)
Standard Specification : IEC 60502-1

Construction Data

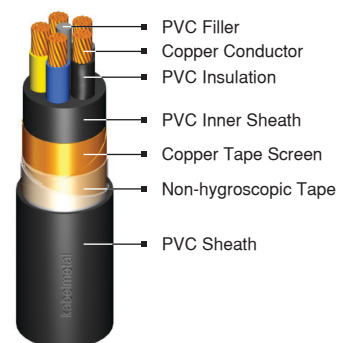
Nom. Cross Section Area	Overall Diameter	Cable Weight
	approx.	approx.
mm ²	mm	kg/km
1.5	14.6	311
2.5	15.8	393
4	18.5	552
6	20.0	688
10	23.0	966
16	25.5	1,321
25	29.5	1,906
35	33.0	2,488
50	38.0	3,213

Application :

For power plants and switchgear as well as for installation of sub-station; for installation indoors in confined spaces and cable channels because of small bending radius. As buried cable, because of its light weight preferred in where installation is difficult.

Special Features on Request

- Fire Resistance
- Oil Resistance
- UV Resistance
- Flame Retardant Cat. A, B, C
- Flame Retardant Non Category
- Heat Resistance
- Anti Termite
- Anti Rodent
- Low Smoke Zero Halogen
- Nylon Coated



Note :

Conductor Shape

1.5 - 10 sqmm supplied in solid (re) or non compacted circular stranded (rm) conductor shape

16 sqmm supplied in non compacted circular stranded (rm) conductor shape

25 - 50 sqmm supplied in compacted circular stranded (cm) conductor shape

Standard Packing

1.5 - 50 sqmm supplied in wooden drum @ 1000 m

Length Tolerance per drum ± 2%

Electrical Data

Nom. Cross Sect.	Conductor		Inductance	Current - Carrying Capacity at 30°C *		Short circuit current of conductor at 1 sec
	DC Resistance at 20°C	AC Resistance at 70°C		in air	in ground	
1.5	12.1	14.478	0.328	23	28	0.17
2.5	7.41	8.866	0.304	30	36	0.29
4	4.61	5.516	0.303	41	48	0.46
6	3.08	3.685	0.288	52	59	0.69
10	1.83	2.190	0.269	71	79	1.15
16	1.15	1.376	0.255	95	102	1.84
25	0.727	0.870	0.255	127	132	2.88
35	0.524	0.627	0.246	156	158	4.03
50	0.387	0.464	0.247	190	186	5.75

* Further information about rating factor for certain cable arrangement can be found on supplementary technical information