

NYB(AL)Y 1 x (16-800) mm² 0.6/1 kV Cu / PVC / ATA / PVC

(Copper Conductor, PVC Insulated, Aluminium Tape Armor, PVC Sheathed)
Standard Specification : SNI IEC 60502-1 : 2009

Construction Data


Nom. Cross Section Area	Overall Diameter	Cable Weight
	approx.	approx.
mm ²	mm	kg/km
16	15.4	396
25	16.2	497
35	17.3	608
50	19.3	785
70	21.5	1,011
95	23.5	1,298
120	25.0	1,552
150	27.0	1,850
185	29.5	2,279
240	32.5	2,926
300	35.5	3,521
400	39.5	4,476
500	43.5	5,645
630	48.0	7,190
800	53.0	8,941

Application :

For installation indoors, cable channels and in ground, for industry installations, switchgear, and power station, if there is a risk that low mechanical damage may occur.

Special Features on Request :

- Tinned Coated Copper Conductor
- Fire Resistance
- Oil Resistance
- UV Resistance
- Flame Retardant Cat. A, B, C
- Flame Retardant Non Category
- Heat Resistance
- Anti Termite
- Anti Rodent
- Low Smoke Zero Halogen



Note :

Conductor Shape

16 sqmm supplied in non compacted circular stranded (rm) conductor shape
25 - 800 sqmm supplied in non compacted circular stranded (rm) or compacted circular stranded (cm) conductor shape

Tinned Coated Copper Conductor

Electrical properties for tinned coated copper conductor will be submitted upon request

Standard Packing

16 - 300 sqmm supplied in wooden drum @ 1000 m
400 - 800 sqmm supplied wooden drum on available length
Length Tolerance per drum ± 2%

Electrical Data

Nom. Cross Sect. (mm ²)	Conductor		Inductance		Current - Carrying Capacity at 30° C *				Short circuit current at 1 sec Max. (kA)
	DC Resistance at 20°C Max. (Ω/km)	AC Resistance at 70°C Max. (Ω/km)	Trefoil formation (mH/km)	Flat formation (mH/km)	⊗⊗⊗		⊙⊙⊙		
					in air Max. (A)	in ground Max. (A)	in air Max. (A)	in ground Max. (A)	
16	1.15	1.376	0.412	0.458	94	98	97	101	1.84
25	0.727	0.870	0.374	0.420	124	127	127	131	2.88
35	0.524	0.627	0.356	0.402	151	152	155	156	4.03
50	0.387	0.463	0.341	0.387	184	180	189	185	5.75
70	0.268	0.321	0.324	0.370	230	221	236	226	8.05
95	0.193	0.232	0.313	0.359	282	264	289	269	10.93
120	0.153	0.184	0.303	0.349	326	299	334	305	13.80
150	0.124	0.150	0.298	0.344	372	335	380	341	17.25
185	0.0991	0.120	0.291	0.338	428	377	437	383	21.28
240	0.0754	0.093	0.285	0.331	506	434	515	438	27.60
300	0.0601	0.075	0.279	0.325	578	485	586	488	34.50
400	0.0470	0.060	0.278	0.324	663	542	668	542	41.20
500	0.0366	0.049	0.272	0.318	757	603	757	598	51.50
630	0.0283	0.040	0.265	0.311	858	665	852	654	64.89
800	0.0221	0.034	0.260	0.306	952	720	938	701	82.40

* Further information about rating factor for certain cable arrangement can be found on supplementary technical information

NYBY 2 x (1.5-300) mm² 0.6/1 kV

Cu / PVC / STA / PVC

(Copper Conductor, PVC Insulated, Galvanized Steel Tape Armor, PVC Sheathed)

Standard Specification : SNI IEC 60502-1 : 2009

Construction Data

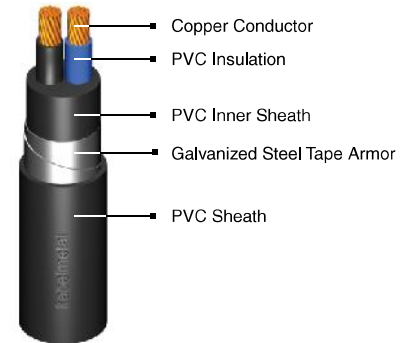
Nom. Cross Section Area	Overall Diameter	Cable Weight
	approx.	approx.
mm ²	mm	kg/km
1.5	14.4	300
2.5	14.4	319
4	15.6	384
6	16.7	457
10	18.6	602
16	21.0	782
25	24.0	1,078
35	26.0	1,355
50	29.5	1,662
70	33.0	2,209
95	38.0	2,964
120	42.5	3,960
150	46.5	4,764
185	51.5	5,820
240	57.5	7,358
300	63.5	9,012

Application :

For installation indoors, cable channels and in ground, for industry installations, switchgear, and power station, if there is a risk that low mechanical damage may occur.

Special Features on Request :

- Tinned Coated Copper Conductor
- Fire Resistance
- Oil Resistance
- UV Resistance
- Flame Retardant Cat. A, B, C
- Flame Retardant Non Category
- Heat Resistance
- Anti Termite
- Anti Rodent
- Low Smoke Zero Halogen



Note :

Conductor Shape

1.5 - 10 sqmm supplied in solid (re) or non compacted circular stranded (rm) conductor shape
 16 sqmm supplied in non compacted circular stranded (rm) conductor shape
 25 - 300 sqmm supplied in compacted circular stranded (cm) conductor shape

Tinned Coated Copper Conductor

Electrical properties for tinned coated copper conductor will be submitted upon request

Standard Packing

1.5 - 120 sqmm supplied in wooden drum @ 1000 m
 150 - 300 sqmm will be supplied in wooden drum on available length
 Length Tolerance per drum ± 2%

Electrical Data

Nom. Cross Sect. (mm ²)	Conductor		Inductance (mH/km)	Current - Carrying Capacity at 30°C *		Short circuit current at 1 sec (kA)
	DC Resistance at 20°C (Ω/km)	AC Resistance at 70°C (Ω/km)		in air (A)	in ground (A)	
1.5	12.1	14.478	0.340	23	27	0.17
2.5	7.41	8.866	0.304	31	36	0.29
4	4.61	5.516	0.303	41	48	0.46
6	3.08	3.685	0.288	52	60	0.69
10	1.83	2.190	0.269	71	81	1.15
16	1.15	1.376	0.255	94	105	1.84
25	0.727	0.870	0.255	124	135	2.88
35	0.524	0.627	0.246	152	163	4.03
50	0.387	0.464	0.247	184	193	5.75
70	0.268	0.321	0.238	232	238	8.05
95	0.193	0.232	0.238	282	283	10.93
120	0.153	0.184	0.233	330	324	13.80
150	0.124	0.150	0.233	376	363	17.25
185	0.0991	0.121	0.233	430	408	21.28
240	0.0754	0.093	0.232	506	472	27.60
300	0.0601	0.075	0.231	576	528	34.50

* Further information about rating factor for certain cable arrangement can be found on supplementary technical information

NYBY 3 x (1.5-300) mm² 0.6/1 kV

Cu / PVC / STA / PVC

(Copper Conductor, PVC Insulated, Galvanized Steel Tape Armor, PVC Sheathed)

Standard Specification : SNI IEC 60502-1 : 2009

Construction Data

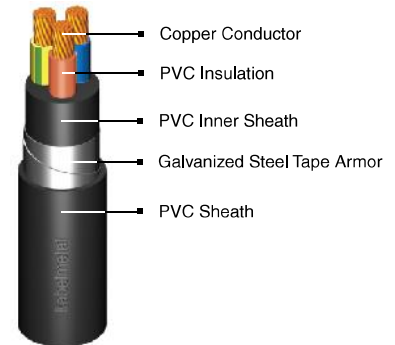
Nom. Cross Section Area	Overall Diameter	Cable Weight
	approx.	approx.
mm ²	mm	kg/km
1.5	14.4	308
2.5	14.4	335
4	16.3	442
6	17.5	534
10	19.6	719
16	22.0	953
25	25.5	1,336
35	28.0	1,701
50	30.5	1,999
70	34.5	2,700
95	40.0	3,974
120	43.0	4,739
150	47.5	5,765
185	52.5	7,046
240	58.5	9,015
300	64.0	10,964

Application :

For installation indoors, cable channels and in ground, for industry installations, switchgear, and power station, if there is a risk that low mechanical damage may occur.

Special Features on Request :

- Tinned Coated Copper Conductor
- Fire Resistance
- Oil Resistance
- UV Resistance
- Flame Retardant Cat. A, B, C
- Flame Retardant Non Category
- Heat Resistance
- Anti Termite
- Anti Rodent
- Low Smoke Zero Halogen



Note :

Conductor Shape

1.5 - 10 sqmm supplied in solid (re) or non compacted circular stranded (rm) conductor shape
 16 sqmm supplied in non compacted circular stranded (rm) conductor shape
 25 - 35 sqmm supplied in compacted circular stranded (cm) conductor shape
 50 - 300 sqmm supplied in sector shaped stranded (sm) conductor

Tinned Coated Copper Conductor

Electrical properties for tinned coated copper conductor will be submitted upon request

Standard Packing

1.5 - 95 sqmm supplied in wooden drum @ 1000 m
 120 - 300 sqmm will be supplied in wooden drum on available length
 Length Tolerance per drum ± 2%

Electrical Data

Nom. Cross Sect.	Conductor		Inductance	Current - Carrying Capacity at 30°C *		Short circuit current at 1 sec
	DC Resistance at 20°C	AC Resistance at 70°C		in air	in ground	
	Max. (Ω/km)	Max. (Ω/km)		Max. (A)	Max. (A)	
(mm ²)			(mH/km)			Max. (kA)
1.5	12.1	14.478	0.340	20	23	0.17
2.5	7.41	8.866	0.304	26	31	0.29
4	4.61	5.516	0.303	35	41	0.46
6	3.08	3.685	0.288	44	51	0.69
10	1.83	2.190	0.269	61	69	1.15
16	1.15	1.376	0.255	80	89	1.84
25	0.727	0.870	0.255	106	115	2.88
35	0.524	0.627	0.246	131	138	4.03
50	0.387	0.464	0.247	164	170	5.75
70	0.268	0.321	0.238	205	207	8.05
95	0.193	0.232	0.238	255	249	10.93
120	0.153	0.184	0.233	294	284	13.80
150	0.124	0.150	0.233	336	317	17.25
185	0.0991	0.121	0.233	386	358	21.28
240	0.0754	0.093	0.232	455	413	27.60
300	0.0601	0.075	0.231	522	465	34.50

* Further information about rating factor for certain cable arrangement can be found on supplementary technical information

NYBY 4 x (1.5-300) mm² 0.6/1 kV

Cu / PVC / STA / PVC

(Copper Conductor, PVC Insulated, Galvanized Steel Tape Armor, PVC Sheathed)

Standard Specification : SNI IEC 60502-1 : 2009

Construction Data

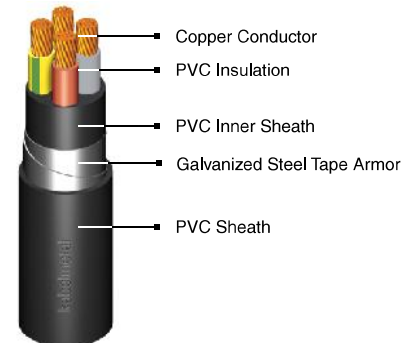
Nom. Cross Section Area	Overall Diameter	Cable Weight
	approx.	approx.
mm ²	mm	kg/km
1.5	14.4	317
2.5	15.2	379
4	17.5	518
6	18.9	633
10	21.5	873
16	24.0	1,170
25	27.5	1,658
35	30.5	2,126
50	36.0	2,632
70	40.5	3,870
95	46.0	5,125
120	50.0	6,190
150	56.5	7,563
185	60.5	9,199
240	68.0	11,751
300	74.0	14,348

Application :

For installation indoors, cable channels and in ground, for industry installations, switchgear, and power station, if there is a risk that low mechanical damage may occur.

Special Features on Request :

- Tinned Coated Copper Conductor
- Fire Resistance
- Oil Resistance
- UV Resistance
- Flame Retardant Cat. A, B, C
- Flame Retardant Non Category
- Heat Resistance
- Anti Termite
- Anti Rodent
- Low Smoke Zero Halogen



Note :

Conductor Shape

1.5 - 10 sqmm supplied in solid (re) or non compacted circular stranded (rm) conductor shape
 16 sqmm supplied in non compacted circular stranded (rm) conductor shape
 25 - 35 sqmm supplied in compacted circular stranded (cm) conductor shape
 50 - 300 sqmm supplied in sector shaped stranded (sm) conductor

Tinned Coated Copper Conductor

Electrical properties for tinned coated copper conductor will be submitted upon request

Standard Packing

1.5 - 70 sqmm supplied in wooden drum @ 1000 m
 95 - 300 sqmm will be supplied in wooden drum on available length
 Length Tolerance per drum ± 2%

Electrical Data

Nom. Cross Sect. (mm ²)	Conductor		Inductance (mH/km)	Current - Carrying Capacity at 30°C *		Short circuit current at 1 sec (kA)
	DC Resistance at 20°C (Ω/km)	AC Resistance at 70°C (Ω/km)		Capacity		
				in air (A)	in ground (A)	
1.5	12.1	14.478	0.328	22	27	0.17
2.5	7.41	8.866	0.304	30	36	0.29
4	4.61	5.516	0.303	40	47	0.46
6	3.08	3.685	0.288	51	58	0.69
10	1.83	2.190	0.269	69	78	1.15
16	1.15	1.376	0.255	92	100	1.84
25	0.727	0.870	0.255	123	130	2.88
35	0.524	0.627	0.246	151	156	4.03
50	0.387	0.464	0.247	174	175	5.75
70	0.268	0.321	0.238	220	215	8.05
95	0.193	0.232	0.238	271	257	10.93
120	0.153	0.184	0.233	313	292	13.80
150	0.124	0.150	0.233	362	329	17.25
185	0.0991	0.121	0.233	411	369	21.28
240	0.0754	0.093	0.232	487	427	27.60
300	0.0601	0.075	0.231	557	480	34.50

* Further information about rating factor for certain cable arrangement can be found on supplementary technical information

NYBY 5 x (1.5-50) mm² 0.6/1 kV

Cu / PVC / STA / PVC

(Copper Conductor, PVC Insulated, Galvanized Steel Tape Armor, PVC Sheathed)

Standard Specification : SNI IEC 60502-1 : 2009

Construction Data

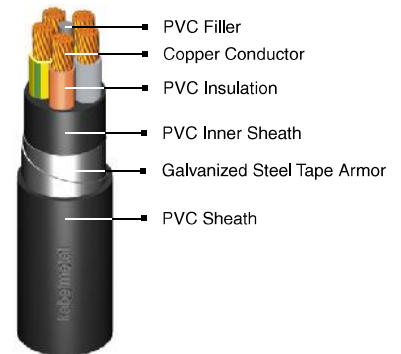
Nom. Cross Section Area	Overall Diameter	Cable Weight
	approx.	approx.
mm ²	mm	kg/km
1.5	15.0	357
2.5	16.3	443
4	18.9	612
6	20.5	754
10	23.5	1,041
16	26.0	1,406
25	30.0	2,006
35	33.5	2,599
50	38.5	3,342

Application :

For installation indoors, cable channels and in ground, for industry installations, switchgear, and power station, if there is a risk that low mechanical damage may occur.

Special Features on Request :

- Tinned Coated Copper Conductor
- Fire Resistance
- Oil Resistance
- UV Resistance
- Flame Retardant Cat. A, B, C
- Flame Retardant Non Category
- Heat Resistance
- Anti Termite
- Anti Rodent
- Low Smoke Zero Halogen



Note :

Conductor Shape

1.5 - 10 sqmm supplied in solid (re) or non compacted circular stranded (rm) conductor shape
 16 sqmm supplied in non compacted circular stranded (rm) conductor shape
 25 - 50 sqmm supplied in compacted circular stranded (cm) conductor shape

Tinned Coated Copper Conductor

Electrical properties for tinned coated copper conductor will be submitted upon request

Standard Packing

1.5 - 50 sqmm supplied in wooden drum @ 1000 m
 Length Tolerance per drum ± 2%

Electrical Data

Nom. Cross Sect. (mm ²)	Conductor		Inductance (mH/km)	Current - Carrying Capacity at 30°C *		Short circuit current at 1 sec Max. (kA)
	DC Resistance at 20°C Max. (Ω/km)	AC Resistance at 70°C Max. (Ω/km)		Capacity		
				in air Max. (A)	in ground Max. (A)	
1.5	12.1	14.478	0.328	23	28	0.17
2.5	7.41	8.866	0.304	31	36	0.29
4	4.61	5.516	0.303	42	48	0.46
6	3.08	3.685	0.288	53	59	0.69
10	1.83	2.190	0.269	72	79	1.15
16	1.15	1.376	0.255	95	102	1.84
25	0.727	0.870	0.255	128	132	2.88
35	0.524	0.627	0.246	157	158	4.03
50	0.387	0.464	0.247	191	186	5.75

* Further information about rating factor for certain cable arrangement can be found on supplementary technical information